

たしざんを なぞりましょう。

3 + 2 = 5

3 is formed by 1 curved stroke and 2 horizontal strokes.

4 is formed by 1 diagonal stroke and 2 horizontal strokes.

7 is formed by 1 horizontal stroke and 2 diagonal strokes.

5 + 1 = 6

5 is formed by 1 curved stroke and 2 horizontal strokes.

1 is formed by 1 vertical stroke.

6 is formed by 1 curved stroke and 2 horizontal strokes.

2 + 2 = 4

2 is formed by 1 curved stroke and 2 horizontal strokes.

4 is formed by 1 diagonal stroke and 2 horizontal strokes.

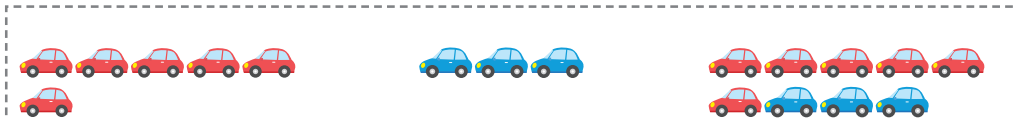
6 + 3 = 9

6 is formed by 1 curved stroke and 2 horizontal strokes.

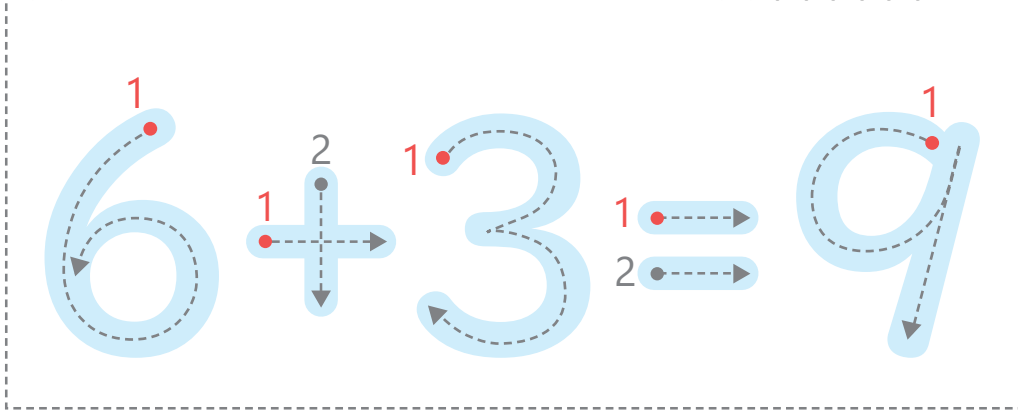

3 is formed by 1 curved stroke and 2 horizontal strokes.

9 is formed by 1 curved stroke and 2 horizontal strokes.

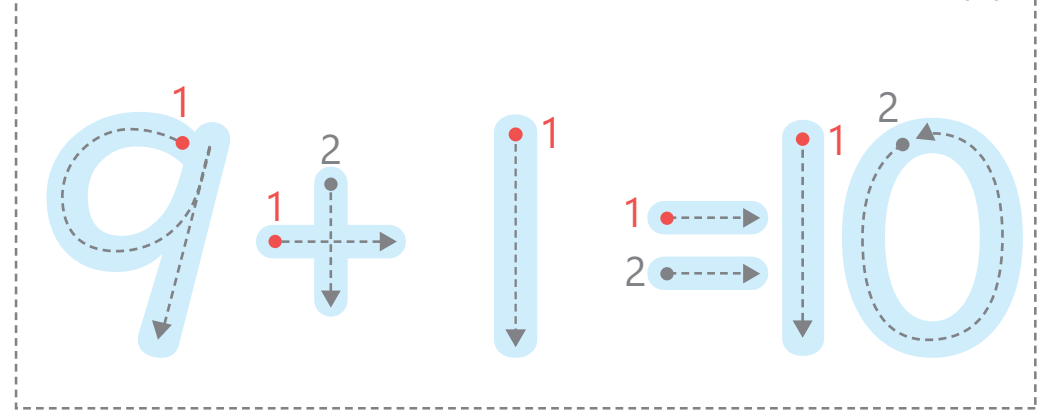
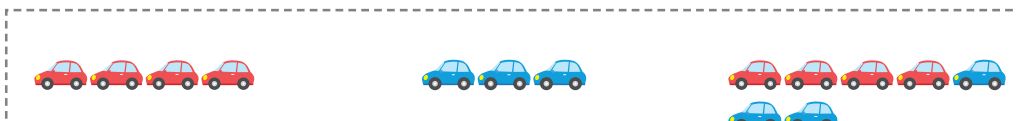
たしざんを なぞりましょう。



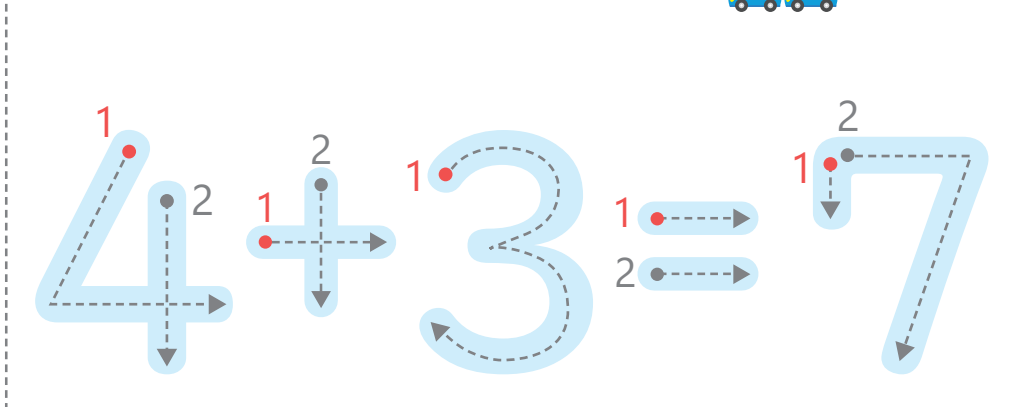
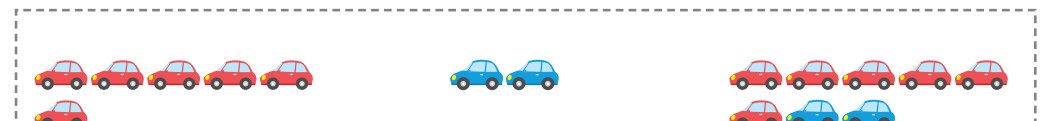
6 + 3 = 9

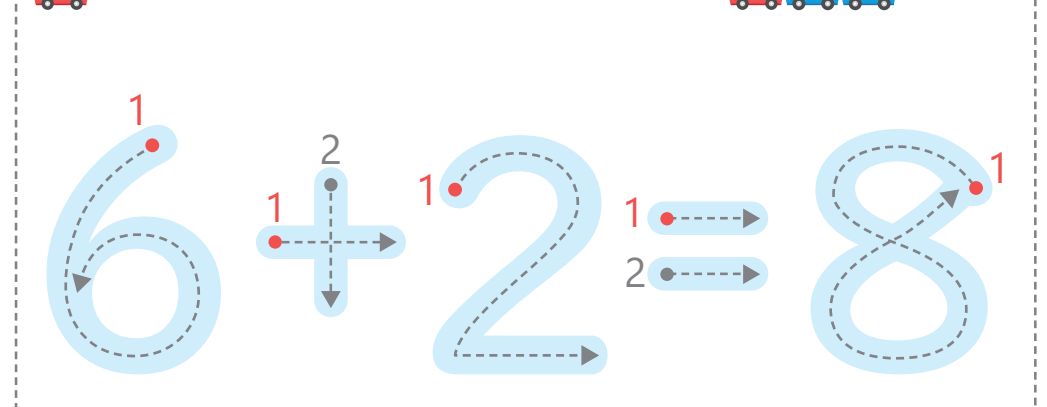
9 + 1 = 10


4 + 3 = 7

6 + 2 = 8




たしざんを なぞりましょう。




2 + 6 = 8

Tracing guide for numbers 2, 6, and 8. Each number is shown with dashed lines and numbered arrows indicating stroke order. For 2, stroke 1 is a curve from top-left to bottom-right, and stroke 2 is a horizontal line across the middle. For 6, stroke 1 is a curve starting from the top, going down and around to the left. For 8, stroke 1 is a curve from top-left to bottom-right, and stroke 2 is a curve from top-right to bottom-left.




4 + 1 = 5

Tracing guide for numbers 4, 1, and 5. For 4, stroke 1 is a diagonal line from top-left to bottom-right, and stroke 2 is a vertical line from top to bottom. For 1, stroke 1 is a vertical line from top to bottom. For 5, stroke 1 is a horizontal line from left to right, and stroke 2 is a curve starting from the top, going down and around to the left.



7 + 2 = 9


Tracing guide for numbers 7, 2, and 9. For 7, stroke 1 is a vertical line from top to bottom, and stroke 2 is a horizontal line from left to right. For 2, stroke 1 is a curve from top-left to bottom-right, and stroke 2 is a horizontal line across the middle. For 9, stroke 1 is a curve from top-left to bottom-right, and stroke 2 is a vertical line from top to bottom.



1 + 3 = 4

Tracing guide for numbers 1, 3, and 4. For 1, stroke 1 is a vertical line from top to bottom. For 3, stroke 1 is a curve from top-left to bottom-right, and stroke 2 is a horizontal line across the middle. For 4, stroke 1 is a diagonal line from top-left to bottom-right, and stroke 2 is a vertical line from top to bottom.

たしざんを なぞりましょう。




7 + 1 = 8

Tracing guide for the number 7: stroke 1 is a vertical line down, stroke 2 is a diagonal line down to the right.

Tracing guide for the number 1: stroke 1 is a vertical line down.

Tracing guide for the number 8: stroke 1 is a horizontal line to the right, stroke 2 is a horizontal line to the right below it.




6 + 3 = 9

Tracing guide for the number 6: stroke 1 is a counter-clockwise curve starting from the top, stroke 2 is a vertical line down.

Tracing guide for the number 3: stroke 1 is a curve starting from the top, stroke 2 is a curve starting from the top.

Tracing guide for the number 9: stroke 1 is a horizontal line to the right, stroke 2 is a horizontal line to the right below it.




1 + 4 = 5

Tracing guide for the number 1: stroke 1 is a vertical line down.

Tracing guide for the number 4: stroke 1 is a diagonal line down to the right, stroke 2 is a vertical line down.

Tracing guide for the number 5: stroke 1 is a horizontal line to the right, stroke 2 is a horizontal line to the right below it.




4 + 2 = 6

Tracing guide for the number 4: stroke 1 is a diagonal line down to the right, stroke 2 is a vertical line down.

Tracing guide for the number 2: stroke 1 is a curve starting from the top, stroke 2 is a curve starting from the top.

Tracing guide for the number 6: stroke 1 is a horizontal line to the right, stroke 2 is a horizontal line to the right below it.

たしざんを なぞりましょう。




7 + 2 = 9

Tracing guide for 7: stroke 1 is a vertical line down, stroke 2 is a horizontal line across the top from left to right, then a diagonal line down to the right.

Tracing guide for 2: stroke 1 is a vertical line down, stroke 2 is a horizontal line across the middle from left to right.

Tracing guide for 9: stroke 1 is a counter-clockwise circle, stroke 2 is a vertical line down on the right side.




1 + 5 = 6

Tracing guide for 1: stroke 1 is a vertical line down.

Tracing guide for 5: stroke 1 is a vertical line down, stroke 2 is a horizontal line across the middle from left to right, then a curved line from the right side down to the left and back up to the right.

Tracing guide for 6: stroke 1 is a counter-clockwise circle, stroke 2 is a vertical line down on the right side.

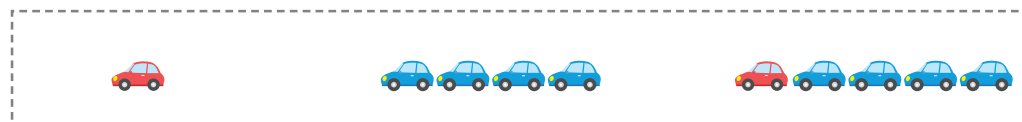


2 + 5 = 7

Tracing guide for 2: stroke 1 is a vertical line down, stroke 2 is a horizontal line across the middle from left to right.

Tracing guide for 5: stroke 1 is a vertical line down, stroke 2 is a horizontal line across the middle from left to right, then a curved line from the right side down to the left and back up to the right.

Tracing guide for 7: stroke 1 is a vertical line down, stroke 2 is a horizontal line across the top from left to right, then a diagonal line down to the right.



1 + 4 = 5


Tracing guide for 1: stroke 1 is a vertical line down.

Tracing guide for 4: stroke 1 is a diagonal line down to the right, stroke 2 is a horizontal line across the middle from left to right, then a vertical line down on the right side.

Tracing guide for 5: stroke 1 is a vertical line down, stroke 2 is a horizontal line across the middle from left to right, then a curved line from the right side down to the left and back up to the right.

たしざんを なぞりましょう。

たしざんを なぞりましょう。




3 + 4 = 7

Tracing guide for the number 3: stroke 1 is a curve from top to bottom, stroke 2 is a horizontal line across the middle.

Tracing guide for the number 4: stroke 1 is a diagonal line from top-left to bottom-right, stroke 2 is a vertical line from top to bottom.

Tracing guide for the number 7: stroke 1 is a horizontal line from left to right, stroke 2 is a diagonal line from top-left to bottom-right.




5 + 3 = 8

Tracing guide for the number 5: stroke 1 is a curve from top to bottom, stroke 2 is a horizontal line across the top.

Tracing guide for the number 3: stroke 1 is a curve from top to bottom, stroke 2 is a horizontal line across the middle.


Tracing guide for the number 8: stroke 1 is a curve from top to bottom, stroke 2 is a curve from bottom to top.



2 + 2 = 4

Tracing guide for the number 2: stroke 1 is a curve from top to bottom, stroke 2 is a horizontal line across the bottom.

Tracing guide for the number 4: stroke 1 is a diagonal line from top-left to bottom-right, stroke 2 is a vertical line from top to bottom.




5 + 1 = 6

Tracing guide for the number 5: stroke 1 is a curve from top to bottom, stroke 2 is a horizontal line across the top.

Tracing guide for the number 1: stroke 1 is a vertical line from top to bottom.


Tracing guide for the number 6: stroke 1 is a curve from top to bottom, stroke 2 is a curve from bottom to top.

たしざんを なぞりましょう。




4 + 4 = 8

Tracing guide for the number 8, showing stroke order: 1 (diagonal down), 2 (vertical down), 1 (diagonal up), 2 (vertical down).




2 + 3 = 5

Tracing guide for the number 5, showing stroke order: 1 (curved down), 2 (vertical down), 1 (curved up), 2 (horizontal right).



7 + 3 = 10

Tracing guide for the number 10, showing stroke order: 1 (vertical down), 2 (diagonal down), 1 (curved up), 2 (vertical down).




1 + 6 = 7

Tracing guide for the number 7, showing stroke order: 1 (vertical down), 2 (diagonal down), 1 (curved up), 2 (vertical down).




たしざんを なぞりましょう。




4 + 5 = 10

Tracing guide for numbers 4, 5, and 10. Each number is shown with dashed lines and numbered arrows indicating stroke order. For 4, stroke 1 is a diagonal line down to the right, and stroke 2 is a vertical line down. For 5, stroke 1 is a vertical line down, and stroke 2 is a horizontal line across the top. For 10, stroke 1 is a vertical line down, and stroke 2 is a circle starting from the top of stroke 1.




2 + 5 = 7

Tracing guide for numbers 2, 5, and 7. Each number is shown with dashed lines and numbered arrows indicating stroke order. For 2, stroke 1 is a curve starting from the top left, going down and then right. For 5, stroke 1 is a vertical line down, and stroke 2 is a curve starting from the top of stroke 1, going right and then down. For 7, stroke 1 is a vertical line down, and stroke 2 is a horizontal line across the top.



2 + 7 = 9

Tracing guide for numbers 2, 7, and 9. Each number is shown with dashed lines and numbered arrows indicating stroke order. For 2, stroke 1 is a curve starting from the top left, going down and then right. For 7, stroke 1 is a vertical line down, and stroke 2 is a horizontal line across the top. For 9, stroke 1 is a circle starting from the top, and stroke 2 is a vertical line down from the bottom of the circle.

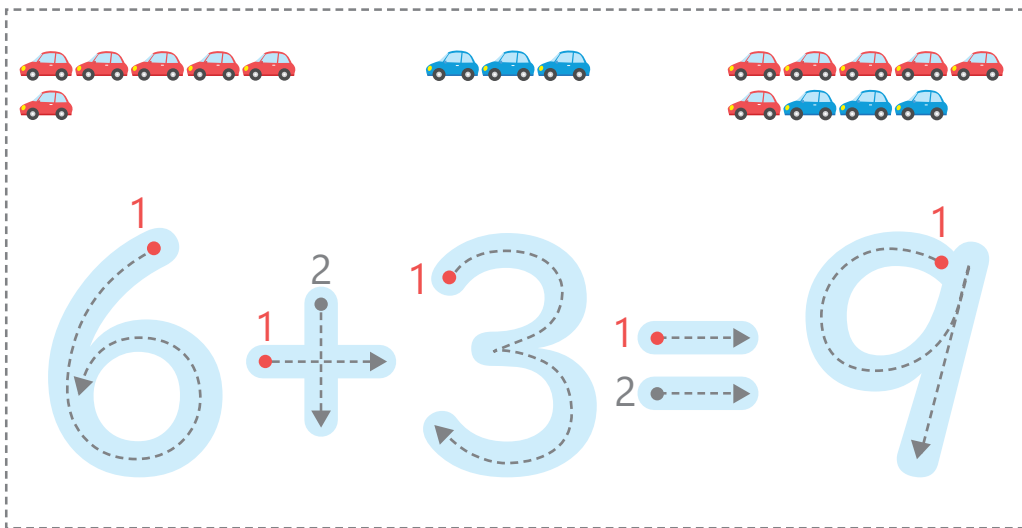


5 + 3 = 8

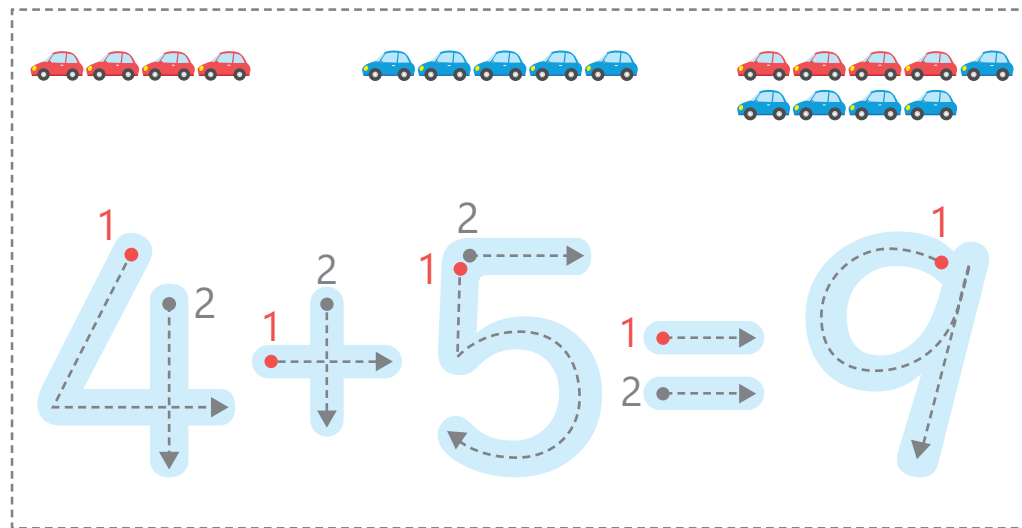
Tracing guide for numbers 5, 3, and 8. Each number is shown with dashed lines and numbered arrows indicating stroke order. For 5, stroke 1 is a vertical line down, and stroke 2 is a curve starting from the top of stroke 1, going right and then down. For 3, stroke 1 is a vertical line down, and stroke 2 is a curve starting from the top of stroke 1, going right and then down. For 8, stroke 1 is a circle starting from the top, and stroke 2 is another circle starting from the bottom of stroke 1.

たしざんを なぞりましょう。

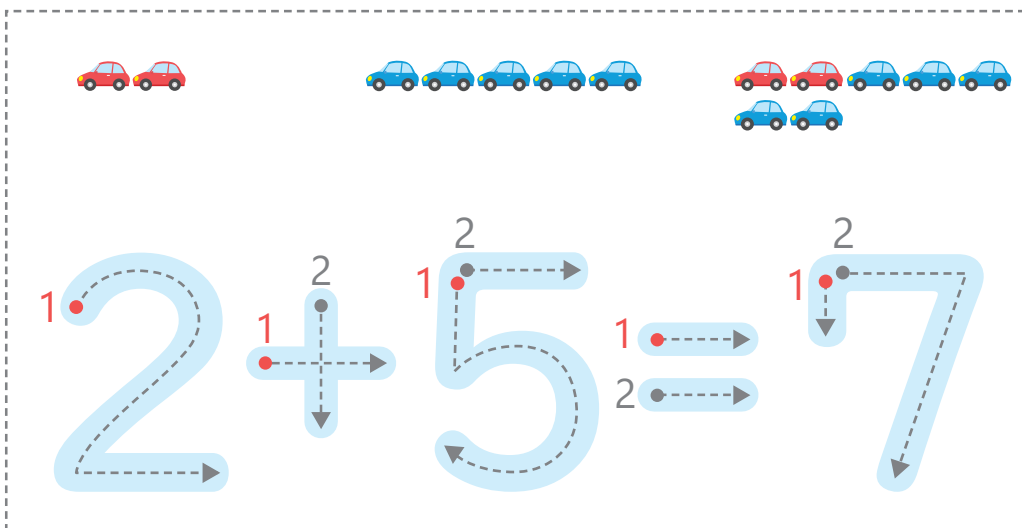
たしざんを なぞりましょう。



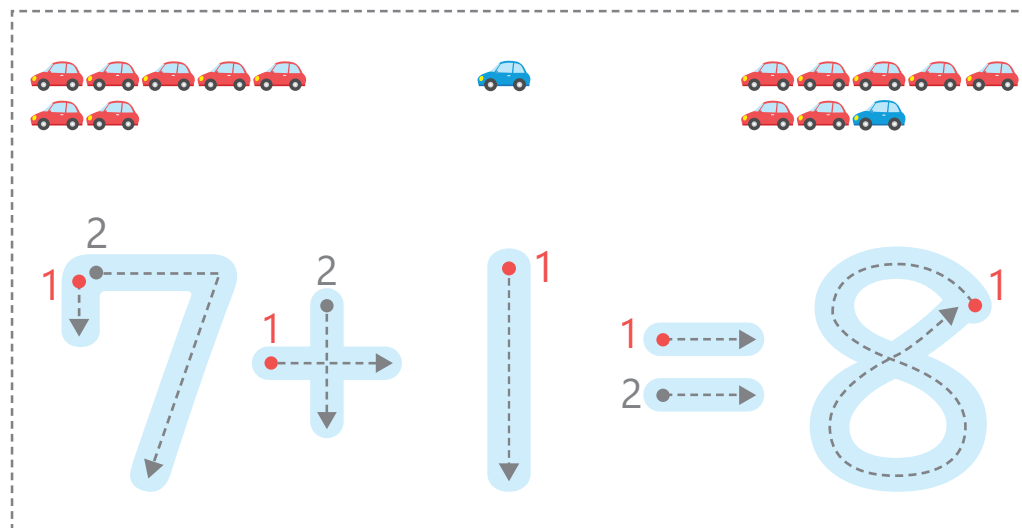
Tracing practice for the equation 6 + 3 = 9. The top row shows 6 red cars, 3 blue cars, and 9 cars (5 red, 4 blue). Below are dashed numbers 6, 3, and 9 with stroke order arrows and numbers 1 and 2. The number 6 has one stroke (1), 3 has two strokes (1, 2), and 9 has one stroke (1).



Tracing practice for the equation 4 + 5 = 9. The top row shows 4 red cars, 5 blue cars, and 9 cars (4 red, 5 blue). Below are dashed numbers 4, 5, and 9 with stroke order arrows and numbers 1 and 2. The number 4 has two strokes (1, 2), 5 has two strokes (1, 2), and 9 has one stroke (1).




Tracing practice for the equation 2 + 5 = 7. The top row shows 2 red cars, 5 blue cars, and 7 cars (3 red, 4 blue). Below are dashed numbers 2, 5, and 7 with stroke order arrows and numbers 1 and 2. The number 2 has two strokes (1, 2), 5 has two strokes (1, 2), and 7 has two strokes (1, 2).



Tracing practice for the equation 7 + 1 = 8. The top row shows 7 red cars, 1 blue car, and 8 cars (6 red, 2 blue). Below are dashed numbers 7, 1, and 8 with stroke order arrows and numbers 1 and 2. The number 7 has two strokes (1, 2), 1 has one stroke (1), and 8 has two strokes (1, 2).

たしざんを なぞりましょう。




6 + 4 = 10

Tracing guide for the number 6: stroke 1 is a counter-clockwise curve from top to bottom; stroke 2 is a vertical line down from the top of stroke 1.

Tracing guide for the number 4: stroke 1 is a diagonal line down from top-left to bottom-right; stroke 2 is a vertical line down from the top of stroke 1.

Tracing guide for the number 10: stroke 1 is a vertical line down; stroke 2 is a counter-clockwise circle starting from the top of stroke 1.




1 + 8 = 9

Tracing guide for the number 1: a vertical line down.

Tracing guide for the number 8: stroke 1 is a counter-clockwise curve from top to bottom; stroke 2 is a counter-clockwise curve from bottom to top, meeting stroke 1.

Tracing guide for the number 9: stroke 1 is a counter-clockwise circle; stroke 2 is a vertical line down from the bottom of stroke 1.




3 + 1 = 4

Tracing guide for the number 3: stroke 1 is a counter-clockwise curve from top to bottom; stroke 2 is a counter-clockwise curve from top to bottom, meeting stroke 1.

Tracing guide for the number 1: a vertical line down.

Tracing guide for the number 4: stroke 1 is a diagonal line down from top-left to bottom-right; stroke 2 is a vertical line down from the top of stroke 1.



5 + 2 = 7

Tracing guide for the number 5: stroke 1 is a vertical line down; stroke 2 is a counter-clockwise curve from the top of stroke 1.

Tracing guide for the number 2: stroke 1 is a vertical line down; stroke 2 is a counter-clockwise curve from the top of stroke 1.

Tracing guide for the number 7: stroke 1 is a vertical line down; stroke 2 is a horizontal line across the top of stroke 1.